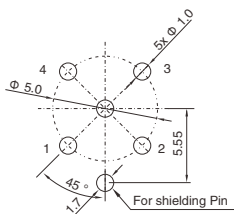


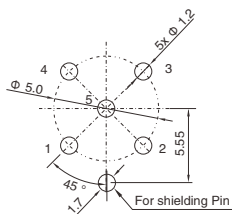
M12 PCB Layout & Panel cut-out

PCB Layout

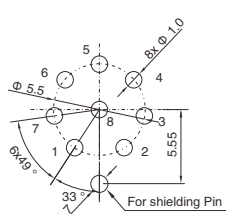
M12 Male Connector



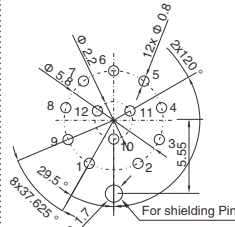
(Pin OD: Φ 0.8)
3P/4P/5P



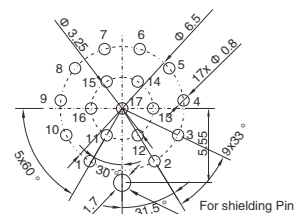
(Pin OD: Φ 1.0)
3P/4P/5P



(Pin OD: Φ 0.8)
8P



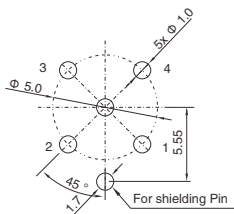
(Pin OD: Φ 0.6)
12P



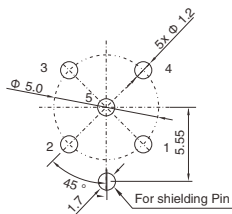
(Pin OD: Φ 0.6)
17P

Recommended PCB layout

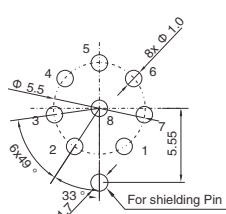
M12 Female Connector



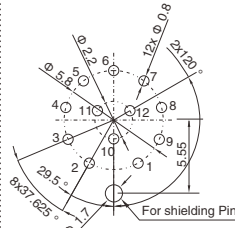
(Pin OD: Φ 0.8)
3P/4P/5P



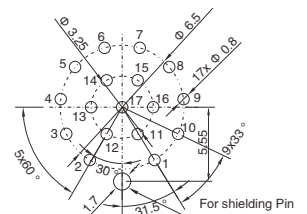
(Pin OD: Φ 1.0)
3P/4P/5P



(Pin OD: Φ 0.8)
8P



(Pin OD: Φ 0.6)
12P

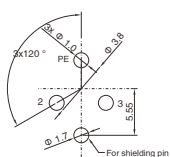


(Pin OD: Φ 0.6)
17P

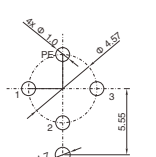
Recommended PCB layout

M12 C-Coding Connector

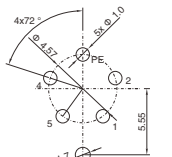
Male Connector



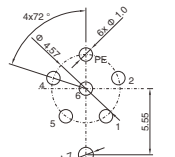
3Pin



4Pin

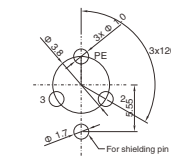


5Pin

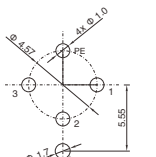


6Pin

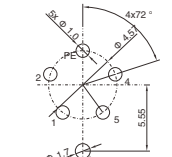
Female Connector



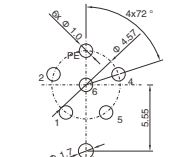
3Pin



4Pin

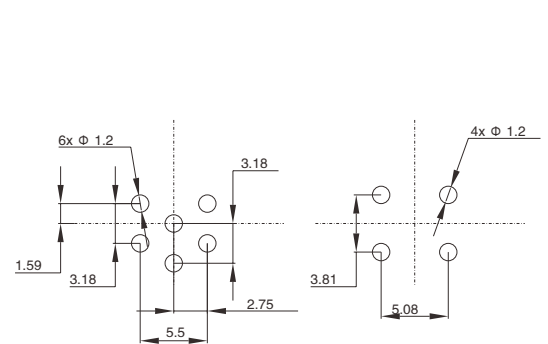


5Pin



6Pin

M12 Quick-lock Connector



M12 cable & connectors