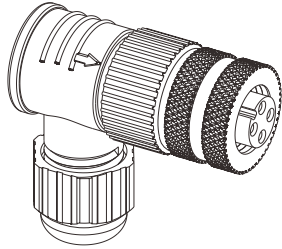
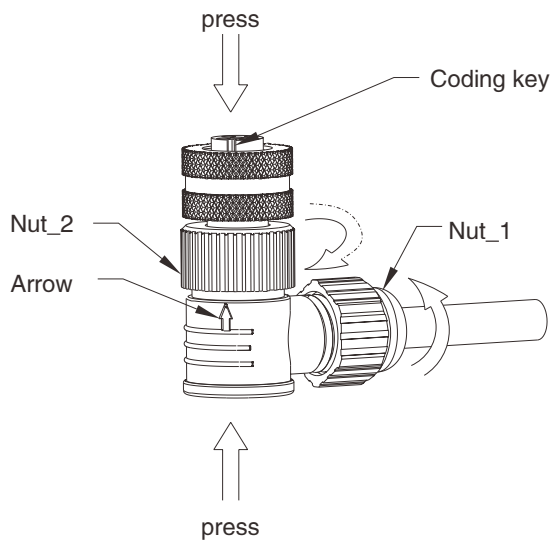
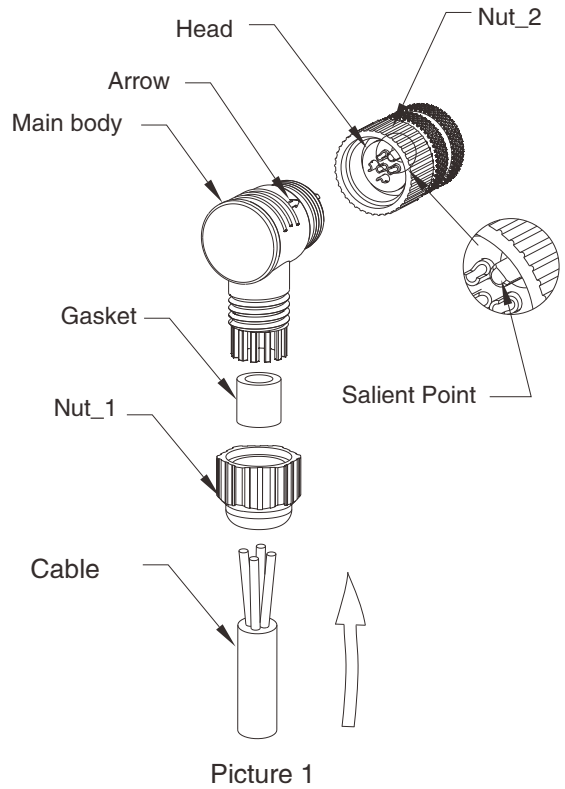


M12 Female Wirable Assembly Instruction



- 1) Put the cable through the nut, gasket and main body one by one;
- 2) And then solder the wires to the right pin of the head;
- 3) Make the salient point align with the arrow of main body, meanwhile pull the cable back until the nut_2 contacted with main body;



- 4) Press the connector lightly, like the picture 2. And the coding key will be aligned with the arrow, if not, just repeat step 3;
- 5) Pull back the cable lightly again after locking the nut_2 as tight as possible;
- 6) Push the gasket to the right position and lock the nut_1.